

5  
NO DGET-IUFR/35(6) (1) IUFR/2010-NPIU  
Government of India  
Ministry of Labour & Employment  
Directorate General of Employment and Training

New Delhi, Date 12, May. 2011.

To,

The Controller of Aid Accounts & Audit+  
Deptt. Of Economic Affairs  
5<sup>th</sup> Floor, B Wing, Janpath Bhawan  
Janpath, New Delhi

Subject: Submission of Interim Un-Audited Financial Report for the period from Jan 11 to  
March 11 VTIP IDA Credit No. 4319 IN.

Sir,


I am to forward herewith Interim Un-Audited Financial Report(IUFR) for an amount of Rs. 1814464.41 (Thousand) as report format -1 along with Annex-I and Annex-II for the period from 1.1.11 to 31.03.11 for the States, UT's & Centrally Funded Institutions participating under VTIP with World Bank assistance (copy enclosed) Out of aforesaid amount World Bank has approved Rs. 945413.08(thousand) along with previous outstanding claim i.e. Rs. 80903.08 (thousand) for Oct. to Sept 2010, Rs. 62637.26 (thousand) for July to Sept. 2010 Thus total expenditure amounting to Rs. 1088954.24 (thousand) has been approved by the World Bank, vide their letter dt. May3,2011 (copy enclosed).

You are, therefore, requested to forward the above expenditure made by various States Government/UTs and Centrally funded Institutions to World Bank and seek reimbursement claim as per the agreed terms. The total claim during the quarter is Rs. 1088954.24(thousand) and the corresponding reimbursement claim (@78%) is Rs. 849384.31 (thousand) as reflected in Annex-IA

Yours faithfully,


Encl: Copy of Consolidated IUFR submitted to World Bank


Along with world bank approval and summary sheet (in Duplicate)

  
( R.P. DINGRA )  
Director of Training (P) I/C

Copy forwarded for information to:-

Sh Nalin Jena, Senior Education Specialist and Task Team Leader, South Asia Human  
Development unit, The World Bank, 70, Lodhi Estate, New Delhi-110003.





Vocational Training Improvement Project  
Quarterly Interim Unaudited Financial Report  
Report for the quarter ending 1.1.2011 to 31.3.2011

Summary showing total Expenditure and Re-imburement due for the Quarter


(Amount in thousand)

Total Expenditure for the quarter =Rs. 1088954.24

Reimbursement % =@78%

Reimbursement 78% of Total expenditure

(ie Rs.1088954.24) =Rs849384.31

  
आर० पी० त्रिपाठी / R. P. Tripathi  
संयुक्त निदेशक प्रशिक्षण / Joint Director Training  
डी०जी०ई०ए०ए०टी०, श्रम एवं रोजगार मंत्रालय  
D.G.E.&T., Ministry of Labour & Employment  
भारत सरकार/Govt. of India  
नई दिल्ली/New Delhi

Vocational Training Improvement Project  
Quarterly Interim Unaudited Financial Reports


Report Format - 1

Report for the quarter ended on Jan to Mar 2011 in respect of States, U.T.s and Centrally Funded Institutions

(Amount in Rs '000)

Particulars	For the Quarter	Cumulative	
		Year till date	Project till date
<b>Sources</b>			
State Government Funds	267829.333	354808.207	2318389.264
Government of India Funds	803488.000	1327014.620	7885524.157
<b>Total Sources (A)</b>	<b>1071317.333</b>	<b>1681822.827</b>	<b>10203913.421</b>
<b>Expenditures by Component</b>			
<b>Component 1: Improving Quality of Vocational Training</b>			
<b>Strengthening Industrial Training Institutes</b>			
Establishing Centers of Excellence	1489787.985	2485666.109	7019620.882
Upgrading ITI's	234928.238	336595.071	1011297.033
<b>Strengthening Capacity for Instructor Training</b>			
Establishing 10 Instructor Training Wings	24094.000	28797.000	28797.000
Training for COE Instructors in 11 Institutions	33970.614	77407.984	409320.637
Refresher Training for Experienced Instructors in 300 COEs	0.000	0.000	0.000
<b>Incentive Fund</b>			
<b>Component 2: Promoting Systemic Reforms and Innovation</b>			
<b>Promoting Reforms</b>			
<b>Innovations Fund</b>			
<b>Strengthening Capacity for Curriculum Development, Teaching-Materials</b>			
Strengthening Apex Hi-Tech Institute	3411.000	12531.000	80661.000
Strengthening Central Staff Training & Research Institute	5500.000	9190.403	22275.000
Strengthening the National Instructional Media Institute	5117.614	20023.791	77455.984
<b>Component 3: Project Management, Monitoring &amp; Evaluation</b>			
<b>Project Management</b>			
National Project Implementation Unit	5763.845	16138.543	42695.672
State Project Implementation Units	11891.111	26580.425	92579.539
<b>Monitoring and Evaluation</b>			
<b>Total Expenditures (B)</b>	<b>1814464.407</b>	<b>3012930.326</b>	<b>8784702.747</b>
<b>Advances to Suppliers/ Others</b>			
Advances for Civil Works	173006.032	546239.201	1517976.594
Advances for Equipment	13986.000	28725.000	167193.825
Others Advances	3281.500	3441.500	43542.500
<b>Total Advances (C)</b>	<b>190273.532</b>	<b>578405.701</b>	<b>1728712.919</b>
Less: Recovery/ Adjustment of Advances (D)	138801.660	294563.835	476310.001
<b>Net Advances (E = C - D)</b>	<b>51471.872</b>	<b>283841.866</b>	<b>1252402.918</b>
<b>Total Uses (F = B + E)</b>	<b>1865936.279</b>	<b>3296772.192</b>	<b>10037105.665</b>

Certified that the above is as per books of accounts of the implementing entities and by following World Bank Guidelines.

  
 R. P. Dhillon  
 संयुक्त निदेशक प्रशिक्षण / Joint Director Training  
 डी.जी.ई.ए.टी., अम एच रोजगार मंत्रालय  
 D.G.E.&T., Ministry of Labour & Employment  
 भारत सरकार / Govt. of India  
 नई दिल्ली / New Delhi

Expenditure incurred by the Centrally Funded Institutions under VTIP with the World Bank assistance (Credit No.4319-IN)

Rupees in 000

	Centrally Funded Institutes	Expenditure for the Quarter Jan-March 2011	Expenditure Financial Year to date for FY 2010-11	Cumulative expenditure TILL Jun 2010	Remarks
1	ATI Chennai	9824.000	11880.000	63318.945	
2	ATI -EPI Dehradun	279.420	692.290	7031.339	
3	ATI EPI Hyderabad	1309.594	4977.340	30726.421	
4	ATI Howrah	9110.600	11513.000	58849.700	
5	ATI Hyderabad	985.000	2678.000	30211.300	
6	ATI Kanpur	2181.000	10405.000	64013.000	
7	ATI Ludhiana	1153.000	1895.000	25302.000	
8	ATI Mumbai	1582.000	2355.000	31998.000	
9	CTI-Chennai	786.000	2668.000	21519.900	
10	FTI Bangalore	5170.000	8979.000	31966.000	Corrected in Jan-Mar11
11	NVTI Noida	1540.000	4393.000	29411.678	
12	Apex Hi Bangalore	3411.000	12531.000	80661.000	
13	CSTARJ Kolkata	5500.000	9190.403	22275.000	
14	NIMI Chennai	5117.614	20023.791	77455.984	
	Sub Total Institutes	47949.228	104180.824	574740.267	
15	NPIU(DDO/DGET)	5763.845	16138.543	42695.672	
	TOTAL Central Institutes	53713.073	120319.367	617435.939	
	Sub Total States	1760751.334	2892610.959	8167266.808	
	Grand Total	1814464.407	3012930.326	8784702.747	

## Quarterly expenditure incurred by the STATES under VTIP with the World Bank assistance(Credit No.4319-IN)

Rupees in 000

	Name of State/UT	Expenditure for the Quarter Jan-March 2011	Expenditure For the F Y 2010-11	Total Project Expenditure till Jun2010	Remarks
1	Andhra Pradesh	38540.000	190601.000	376437.700	
2	Andaman&Nicobar	2018.000	5200.000	8830.000	
3	Arunachal Pradesh	1599.000	1599.000	15704.000	
4	Assam	45977.780	45977.780	149697.537	
5	Bihar	7553.385	23272.755	72888.464	
6	Chhattisgarh	21285.000	38875.000	230188.000	
7	Daman & Diu	4195.000	4195.000	4195.000	
8	Delhi	2761.000	3682.000	43648.000	
9	Goa	46985.720	57567.190	102237.645	
10	Gujrat	140996.000	208598.000	851405.000	
11	Haryana	56636.055	104189.092	303736.122	
12	Himachal	59115.000	64197.000	279806.370	
13	J & K	21673.000	31673.000	73142.000	
14	Jharkhand	8838.000	24328.000	57753.392	
15	Karnataka	228410.713	313424.986	673741.788	
16	Kerala	47723.560	92114.155	159383.321	
17	Lakshhadweep	0.000	0.000	2013.040	
18	MP	34408.697	106748.602	456742.340	
19	Maharashtra	497456.000	727209.000	2484267.000	
20	Manipur	0.000	4600.000	21531.000	
21	Meghalaya	3642.462	3642.462	3642.462	
22	Mizoram	1800.000	1800.000	11198.702	
23	Nagaland	4900.000	4900.000	17345.000	
24	Orissa	10977.600	33629.333	136883.296	
25	Puducherry	3057.000	3236.000	7493.000	
26	Punjab	104130.759	249362.786	512047.033	
27	Rajasthan	69274.000	91539.000	111577.000	
28	Sikkim	1916.000	8853.000	23914.767	
29	Tamil Nadu	71095.000	162682.000	244013.424	
30	Tripura	13896.463	14005.353	30389.004	
31	Uttar Pradesh	83981.000	91581.000	396223.000	
32	Uttrakhand	73146.960	100670.148	135130.608	
33	West Bengal	52762.180	78658.317	170061.793	
	TOTAL	1760751.334	2892610.959	8167266.808	

Correction-Details  
IUFR Jan-Mar 11

Note: The following States /CFIs have sent us revised IUFR expenditure for earlier qtrs/F Ys ,,based upon these reports the following corrections were given.

Rs. In thousands

(1)

Name of Institute	Amount indicted earlier in F Y 2009-10	Amount indicted now in F Y 2009-10	Rectified amount for IUFR Jan- - Mar 11
FTI Bangalore	3721	3678	$5213+(3678-[3721])=5170$

May 3, 2011

Mr. R P Dhingra  
Acting Director of Training (Project)  
Directorate General Employment & Training  
Ministry of Labour and Employment  
Shram Shakti Bhawan  
Rafi Marg  
New Delhi

Dear Mr. Dhingra:

*Vocational Training Improvement Project (Credit 4319 -IN)  
Review of IUFR for January-March 2011*

We thank you for timely submission of the IUFR for Jan-Mar 2011.

We have reviewed the IUFR reporting an expenditure of Rs 1,814.46 million for the quarter ended March 2011, and have the following observations:


- We have not received audit report FY 09-10 for 4 States/UTs/CFIs; these are Assam, Jammu & Kashmir, Jharkhand and ATI - EPI Dehradun.
- An initial response has been received from Maharashtra and a special review is underway. Disbursement will be released as soon as this process is satisfactorily completed.
- There are two states which have yet not provided us information relating to a questionnaire and five states from which further clarification is awaited. We will continue to hold back disbursement for these non compliant states. Utrakhand and Orissa have disclosed variations with agreed procedure, these need to be discussed and resolved. We hope the states are able to provide the information at the earliest. For other states the response is acceptable and therefore with this IUFR we will be also releasing funds for these states for the previous two quarters.
- Earlier disbursement to Rajasthan, Nagaland and Tamil Nadu was suspended for want of audit report; these have come in and we are in the process of lifting of suspension (from disbursement) for these states. Disbursement against expenditure of these states will be made soon thereafter.
- We again note that Attachment 4 as per Minutes of Negotiations of the project i.e. "List of payments against contracts that are subject to the Associations Prior review" is not provided. Please send us a copy of the same..

Based on the above, we approve an expenditure of Rs 945.41 million for the current quarter and Rs 143.54 million for the previous quarter. This IUFIR will result in total disbursement of Rs 849.38 million as per the spreadsheet enclosed. You may submit your reimbursement application to CAAA alongwith this spreadsheet for Bank reimbursement.

Should you have any question, we will be happy to respond.

With regards,

Yours sincerely,



Nalin Jena

Senior Education Specialist and Task Team leader  
South Asia Human Development Unit

cc : Ms. Dakshita Das, CAA&A, DEA, Ministry of Finance, New Delhi



VTIP

Attachment [4]

Payments Made during Reporting Period  
Against Contracts Subject to the Association's Prior Review.

For: Jan - March 2011

Rs in lakhs

Contract Number	Supplier	Contract Date	Contract Amount	Date of WB's Non Objection to Contract	Amount Paid to Supplier during Period	WB's Share of Amt Paid to Supplier during Period
NIL						

*[Signature]*  
 NP DINGRA  
 12/5/11  
 Director (P) E/C